

Wireless doorbell User Guide

Congratulations on your purchase of our product. To ensure proper use and trouble-free operation, please carefully read this user guide first.

Introduction

This product is a modern and stylish wireless doorbell with 58 melodies, 5 volume levels and light ring. It can be expanded with multiple receivers and be set the independent ring tones for each transmitter, and remembers your last-set melody and volume level after a power outage. The transmitter uses a CR2032 lithium battery which has an ultra long five-year lifespan.

In The Box

Doorbell/Receiver x1

Push Button/Transmitter x1

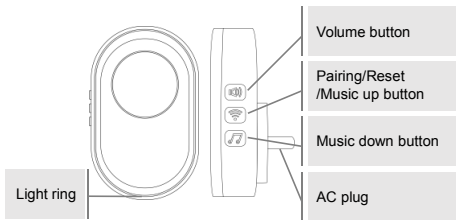
(CR2032 battery and insulating film included)

Push Button Mounting Adhesive Pad x1

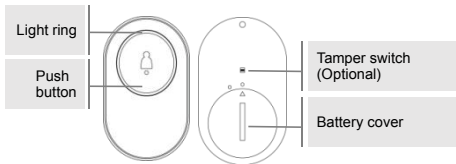
User Guide x1

At a Glance

Doorbell



Push button



Installation

Before installation, please test the doorbell button range first. It is not advised to mount the transmitter onto metal surfaces as the material can block RF signals between the transmitter and the receiver.

Plug the receiver into the socket.

Peel the insulating film from the battery to power the transmitter on. Tear off one side of the double-sides adhesive tap and stick it to the underside of transmitter, tear off the other side and attach transmitter in the desired location.

Pairing

The transmitter(s) supplied with this kit is(are) paired with receiver. IF NOT or you want to pair more, you might easily pair the transmitter with receiver as followings.

- ↓ Press Music Up Button or Music Down Button to choose your favorite ringtone.



- ↓ Press and hold the pairing button until you hear one beep and indicator light blue, then the receiver goes into the pairing/sniffer mode.

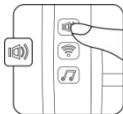


- ↓ Press the button on transmitter, then the receiver beep and flash once to indicate the pairing is complete. The receiver will beep and flash twice to indicate that the pairing fails if the transmitters are full (max to 100).

Tips: One transmitter can be paired to more than one receivers and vice versa.

Volume Adjustment

Press the Volume Button to adjust the volume level of ringtone from highest to mute, then skip to highest.



Changing Melody

You need to pair the transmitter again if you want to change the chime tone. Please refer to **Pairing**.



Reset /Deleting Transmitters

This process resets the receiver to factory settings and removes all pairings.

Press and hold Reset Button until you hear four beeps with light ring flashing four times.



Specifications

Doorbell

Power Supply: 110/220VAC
Consumption: <5mA @Standby
Radio Frequency: 433Mhz
Selectable Melodies: 58
Volume Levels: 5(mute included)
Sound Level(typical): 85dBA
Expandable: up to 100 receivers
Operation Temperature: -10~55°C

Push Button

Power Supply: DC 3V (CR2032 Lithium Battery x1)
Standby Current: <5uA
Transmitting Distance: <80m (Without obstacles and no Interference)
Radio Frequency: 433Mhz
Operation Temperature: -10~55°C

Melody List

Index	Melody	Index	Melody
1	Standard-slow	30	Carmen Overture
2	Standard-fast	31	The Fishermen Sing in the Evening
3	Westminster Quarters	32	Dog
4	For Elise	33	Pig Bajie carrying his wife
5	Bird	34	Paris in Autumn
6	Cock	35	Nutcracker Waltz
7	Ringtone	36	Red River Valley
8	Wolf	37	The Four Seasons - Spring
9	Moonglow	38	Schubert Serenade
10	Canon	39	We wish you a merry christmas

Index	Melody	Index	Melody
11	Yesterday Once More	40	Malia
12	Clock & Cucloo	41	Toy soldier marches
13	Cuckoo Waltz	42	Ode an die Freude
14	Class Ring	43	Eva's Polka
15	Everything Is Better	44	Rondo a capriccio
16	Dreamtable-The dawn	45	Hungarian Dance
17	Turkish March	46	Minuet in G Major
18	Alarm	47	Auld Lang Syne
19	The Great Mercy Mantra	48	The Nutcracket - Chinese Dance
20	Tchaikovsky Overture 1812	49	Pop Dance Mix
21	The Moon Reflected In Er-quan	50	Toreador Song
22	Little Star	51	Lullaby
23	Waltz of the Flowers	52	Green sleeves
24	Libiamo Ne Lieti Calici	53	Happy New Year
25	Die Forelle	54	The Wandering Songstress
26	Circus	55	Chopin Waltz
27	Danse des petits cygnes	56	Shepherd Song
28	Fiddler on the Roof	57	Happy Birthday
29	Beautiful Dreamer	58	A Hulusi flute